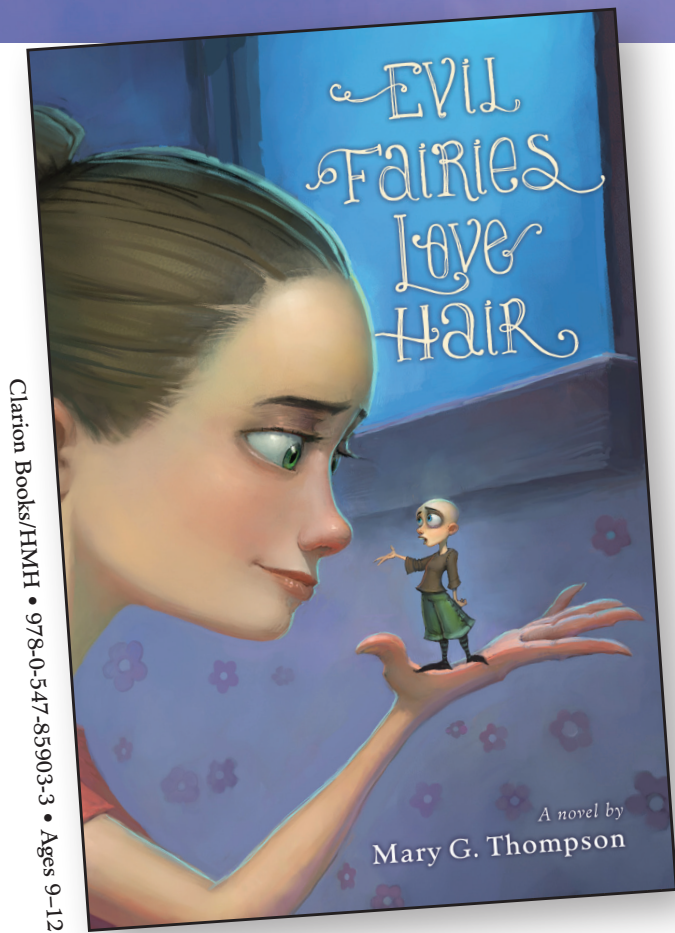


ACTIVITY KIT



EVIL FAIRIES LOVE HAIR

By Mary G. Thompson

WHAT IF you could get your fondest wish?

You could be gorgeous, brilliant, a star athlete, or a great singer, or you could put a hex on your worst enemy. And all you have to do is raise a flock of two-inch-tall fairies. Easy, right?

WRONG.

Ali learns this the hard way when her flock-starter fairies get to work. Raising them means feeding them, and what they eat is hair. Lots


and lots of human hair. Before long, Ali's friends, classmates, teachers, sister, and parents are entangled with the evil fairies, who have their own grandiose and sinister agenda. It's up to Ali to overcome these magical troublemakers and set things right!

Comedy and fantasy intertwine in Mary G. Thompson's lively tale of intrigue, magic, and the power of hair.

Mary G. Thompson was born and raised in Cottage Grove and Eugene, Oregon. She was a practicing attorney for more than seven years, including almost five years in the U.S. Navy, and is now a law librarian in New York City.


marygthompson.com

ALSO BY Mary G. Thompson



HMH

978-0-547-63724-2 hc
978-0-544-02247-8 pb
Ages 12 and up



HMH

978-0-547-85905-7
Ages 10 and up



DOOR HANGER

Print this page on card stock using a color printer. Cut out the artwork below and fold on the seam to create a two-sided door hanger. Tape the open edges together to seal. Hang it on your bedroom doorknob to let people know whether it's safe to enter—or not!



HAIRY FAIRIES

Evil fairies love hair. They *really* love hair. Practice your hair-design skills by drawing hairstyles on the bald fairies below. Which has the most outlandish “do?!”



BOOKMARK *and* PENCIL TOPPERS

Print this page on card stock using a color printer and cut out the items below.

If you had one wish,
what would it be?

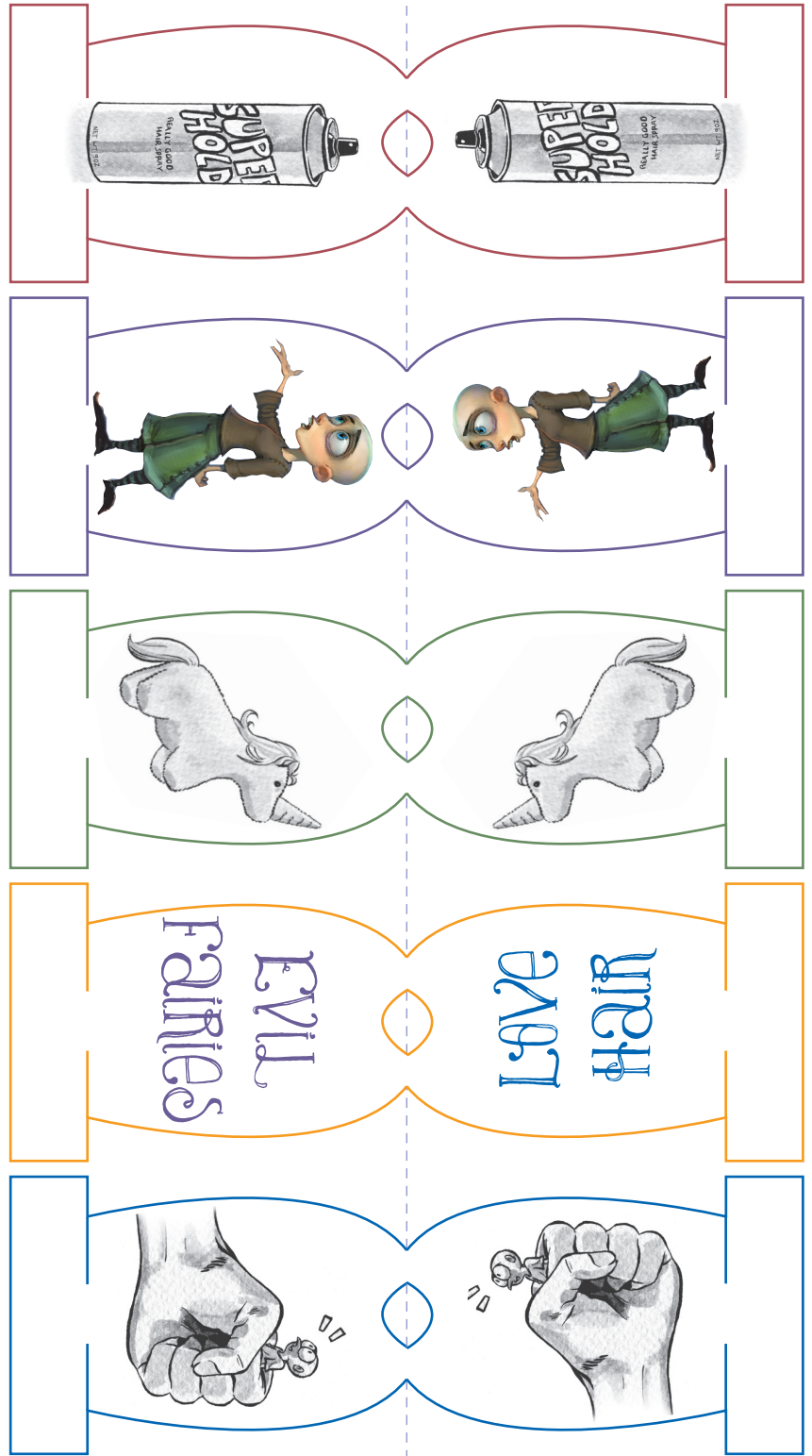
Improvement in:

- ☐ Health
- ☐ Appearance
- ☐ Talent
- ☐ Mental acuity
- ☐ Happiness
- ☐ Likability
- ☐ Athletic ability
- ☐ Dreams

Or would you
put a hex
on your
worst enemy?



REMEMBER...
EVIL FAIRIES
LOVE HAIR!



PENCIL TOPPERS Cut on the solid lines, including the lines under each image and the opening at the top. Fold each pencil topper at the dotted line so you have two sides to your toppers. Put the eraser of your pencil through the opening at the top, and wrap the bottom tabs around your pencil. Tape to secure.